

AUTOMATIC IRAQI CARS NUMBER PLATES EXTRACTION

Safaa S. Omran¹

¹Electrical Engineering Technical College / Middle Technical University
omran_safaa@gmail.com

Jumana A. Jarallah²

²Electrical Engineering Technical College / Middle Technical University
jumanaabduhadi@yahoo.com

Abstract - License Plate Recognition (LPR) system becomes an important research issue in recent years due to its importance to wide ranges of commercial applications. The first and the most important stage for any LPR system is the localization of the number plate within the vehicle image. This paper presents a methodology for Iraqi cars number plates extraction from the vehicle image using two methods, the first one is morphological operations and the second method is edge detection. The main idea is to use these two different methods in such way so that the number plate of the vehicle can be extracted precisely. These algorithms can quickly and correctly detect and extract the number plate from the vehicle image although there was a little noise in the image. This paper also makes a comparison between the two methods of extraction in results. The software that used to build the systems is MATLAB R2014a.

Keywords - License Plate Recognition, License Plate Localization (LPL), Morphological Operations, Sobel Edge Detection.

I. INTRODUCTION

Nowadays vehicles play a very important role in transportation. Also the use of cars has been increased because the growth of population and human needs in recent years. Therefore, control of cars is becoming a big problem. Automatic Iraqi cars number plates' localization system using intensity detection with morphological operations and edge detection is proposed in this paper for the purpose of effective control. License plate localization system is a form of an image processing systems used to extract the vehicle number plate from the stop vehicle image to be recognized later. The camera that used to capture the images is not connected to a computer. Since every car carries a unique license plate (LP), so there is no external cards, tags or transmitters need to be recognizable, only license plate. In Iraq, there are three styles of the license plates written in Arabic language. The first style is for the three Northern provinces (Erbil, Sulaymaniyah and Duhok) as shown in Fig.1a, the second style is the old style (before 2003) shown in Fig.1b, and the third style is the new style which is shown in Fig.1c. The second and third style is used for the other fifteen provinces and each has a different size and design.

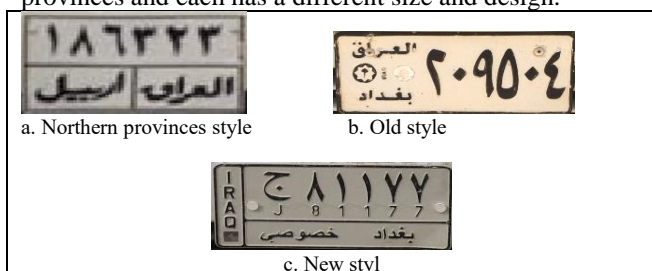


Fig. 1: Iraqi car license plate types

This paper is organized as follows: Related Work is described in section 2, the algorithm of number plate extraction using morphological operations is explained in section 3, the algorithm of number plate extraction using sobel edge detection is explained in section 4 and Experimental Results are described in section 5. Finally, Conclusions and future work are summarized in section 6.

II. RELATED WORKS

Several techniques have been developed for the license plate localization from the vehicle image in recent years. Following a brief description for some of these techniques: Usha Rani [1] proposed a system for extraction of vehicle number plates using edge detection and morphological operations. He used the canny edge detection technique for finding the edges in the image. Satadal Saha and Subhadip Basu [2] proposed license plate localization from vehicle images: an edge based multistage approach system, they used the sobel edge detection for detection of edge gradients and they have developed a novel approach based on prominent vertical edges computed from vehicle images for localization of license plate regions. Peter Tarabek [3] proposed a real-time license plate localization method based on vertical edge analysis. Finally in this review, N. Boonsim and S. Prakoonwit [4] proposed license plate localization based on statistical measures of license plate features system. The proposed algorithm for (LPL) system consists of two main stages. The first stage is the extraction of candidates regions, while the second stage is the candidate verification.

III. THE ALGORITHM OF NUMBER PLATE EXTRACTION USING MORPHOLOGICAL OPERATIONS

This is the first method in this paper. Its algorithm is aim to finding and cutting the Region of Interest (ROI), which is assumed to contain the license plate by using morphological operations to extract the LP from the vehicle image that already entered to the system. The stages of the algorithm for this method are shown in Fig. 2 below.

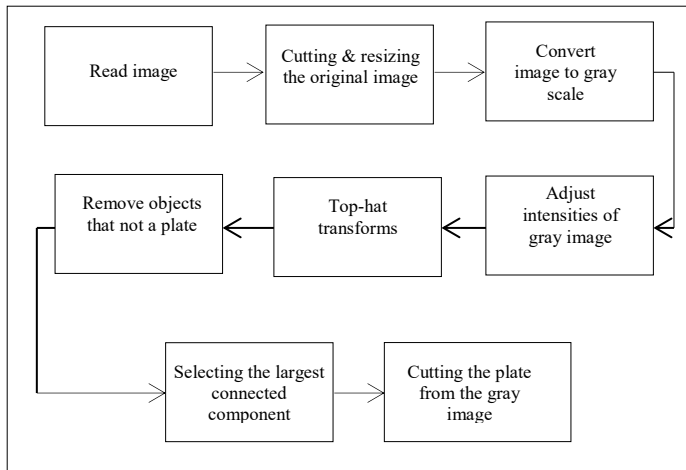


Fig. 2: Morphological operations method stages

Here is the explanation of each block for the previous figure:

A. Read image

The first stage in this system is read the car image that is already captured by a digital camera; the image is either PNG or JPEG type. The cars images are variable in size, resolutions and color depending on the hardware used for acquisition. Some of images that entered to the system are shown in Fig. 3



Fig. 3: Samples of cars images

B. Cutting and resizing the original image

Because the images entering the system are variable in size, so that we must resize the original image into a constant size like (480*640) pixels to reduce the high computational cost and time in processing, and cutting a present from the image to focus on the region of license plate. The result of this stage is shown in Fig. 4.



Fig. 4: Cutting and resizing the original image

C. Converting image to gray-scale

This algorithm works on gray, thus this stage convert Red Green Blue (RGB) image to gray scale intensity image then to binary in order to facilitate the plate extraction, and increase the processing speed. RGB images are composed of three independent channels for red, green and blue primary color components [5]. The example shown in Fig.5 shows the color channel splitting of a full RGB color image, the column at left shows the isolated color channels in natural colors, while at right there are their gray scale equivalences. The MATLAB instruction that used for this purpose is:

```
>> I = rgb2gray (RGB)
```

The result of using this instruction is shown in Fig.6. The instruction above use the formula below to convert the colored image into a gray image [5]:

$$0.2989 * R + 0.5870 * G + 0.1140 * B$$




Fig. 5: color channel splitting of RGB image

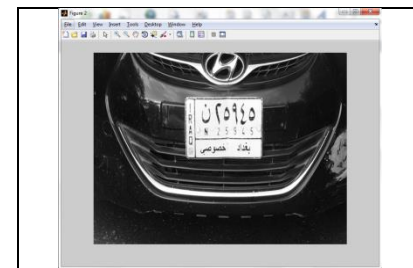


Fig. 6: RGB to gray scale image

D. Adjust intensities of gray image

Adjust intensities is an image enhancement, this stage increases the contrast of the output image. The MATLAB function that used for intensity adjusting is:

```
>> J = imadjust (I)
```

This function is the basic image processing toolbox function for intensity transformation of gray-scale images [6]. The resulting image from this stage is shown in Fig.7.

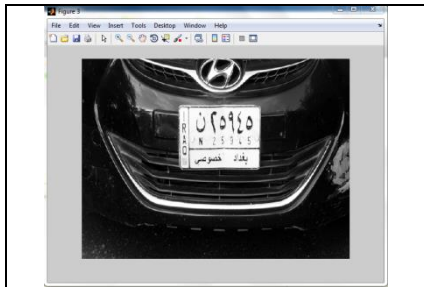


Fig. 7: Image adjusting

E. Top-hat transforms

Top-Hat transform is an operation that extracts small elements and details from a given image [6]. There are two types of top-hat transform: white top-hat transform and black top-hat transform. The black top-hat transform is defined as the difference between the closing and the input image and this is the type that is used in this algorithm. The instructions were used to perform this stage are:

```
>> Se = strel ('rectangle', [6 30]); % array of structuring
      element object
>> Ic = imclose (Io, se); % closing image by the structuring
      element returned by strel function
>> Tophat = Ic-Io; % difference between the closing and the
      input image
```

Fig. 8 will show the result for this stage.

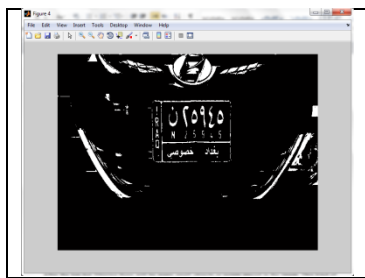


Fig. 8: Top-Hat transforms

F. Removing small objects that not a plate

After the top-hat filtering there will be many small objects or points stayed in the image. This kind of noise will effect on the extracting of the LP from the image. We have set the maximum

size of the object that will be removed to 70 pixels [7]. The result can be viewed in Fig.9.

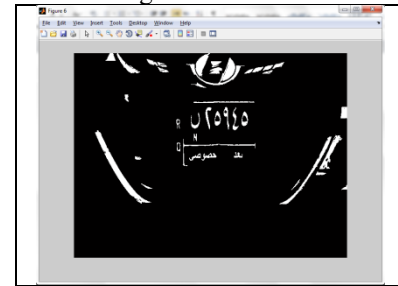


Fig. 9: Removing Small Objects

G. Selecting the largest connected components

In this stage filling the areas in the image, then using labeling connected components [8] to calculate the number of connected objects (white areas), then select the largest area and delete the others. This selected area assumed to contain the number plate. Fig. 10 shows the result of all areas before the selecting operation.

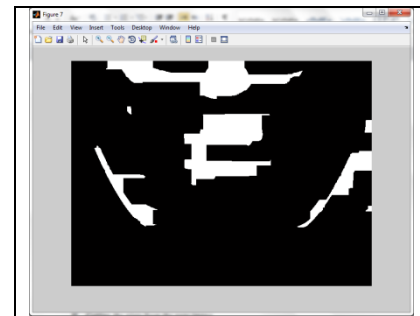


Fig. 10: Image after labeling connected components

H. Cutting the plate from the image

This is the final step in this algorithm. After selecting the largest area, we will take the size and dimensions of the area, then cutting this area from the gray-scale image depending on this dimensions. The final result is shown in Fig. 11.

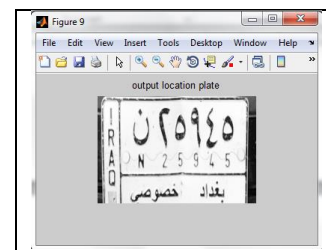


Figure 11: Vehicle number plate

IV. THE ALGORITHM OF NUMBER PLATE EXTRACTION USING SOBEL EDGE DETECTION

This is the second method that used to extract the LP from the car image. The algorithm used sobel edge detection to

extract the LP from its edges in the image. The algorithm is explained in the flowchart shown in Fig. 12.

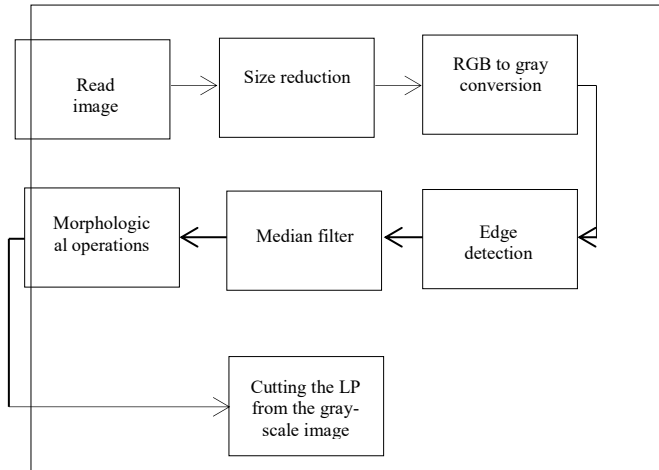


Fig. 12: Edge detection algorithm

The operation of each step in the algorithm will be explained here.

A. Read image

This step is the same step in the previous method for extraction. Fig. 13 shows the input image to the system.

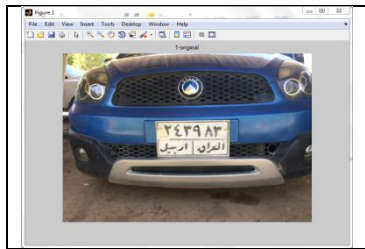


Fig. 13: Input image

B. Size reduction

Due to the evolution of digital cameras, the accuracy and dimensions of the image has become great. For this reason, size must be reduced to reduce the cost of calculations and time. The instruction that used to do this work is Image pyramid reduction and expansion, the reduction is used here in this system, impyramid function computes a Gaussian pyramid reduction or expansion of A by one level [9], If A is m-by-n and direction is 'reduce', then the size of B is ceil(M/2)-by-ceil(N/2):

```
>> B = impyramid (A, direction)
```

C. RGB to gray conversion

This step is also the same as in the morphological operations method for extraction, the result of this step is shown in Fig. 14

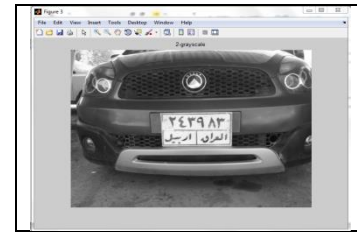


Fig. 14: Gray-scale image

D. Edge detection

Edges of the image are detected by sobel operator as shown in Fig. 15a. The sobel command performs a two dimensional spatial gradient measurement on an image. Sobel operator is used to find the approximate absolute gradient magnitude at each point in the gray-scale image [10]. After sobel edge detection, dilation operation is applied on the sobel edge detected image to make the image clearer and easier to extract the LP. The result of dilation is viewed in Fig. 15b.




Fig. 15: Edge detection and Dilation

The instructions below describe the sobel edge detection and the dilation of the image.

```
>> c= edge (b, 'sobel'); % apply sobel edge detection on the image b
>> Se=strel ('square', 2); % array of structuring element object
>> d=imdilate(c, Se); % dilate if the image c
```

E. Median filter

The basic aim of using the filter is to remove the noise and distortion from the image. Median filter is the type that used in the proposed method. The median filter is a non-linear filtering technique used to remove noise from the image under consideration. The job of median filter is not just removing noise but also it preserves the edges and smoothness the image by utilizing the median of neighborhood [11]. Fig. 16 is shown the result after applying median filter.

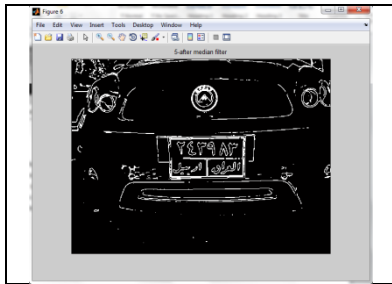


Fig. 16: Image after filtering

F. Morphological operations

Morphological operations that used here in this stage are (imfill, imerode and bwareaopen).

- Image filling

This matlab function fills holes in the binary image. The instruction syntax is:

```
>> BW2 = imfill (BW, 'holes');
```

The result image from the system is shown in Fig. 17.

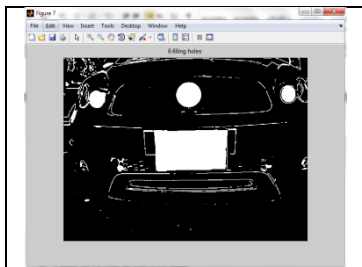


Fig. 17: Filling holes in a binary image

- Erode operation

The instruction syntax is:

```
>> IM2 = imerode (IM, se);
```

This function erodes the gray-scale, binary or packed binary image. The argument se is a structuring element object of array of structuring element object returned by the strel function. Fig. 18 shows the result of eroding operation.

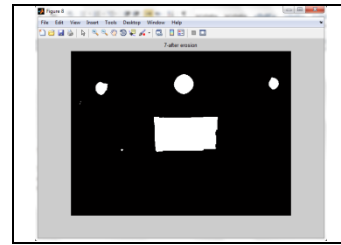


Fig. 18: erosion operation

- Binary area opening

The function syntax is:

```
>> BW2 = bwareaopen (BW, P);
```

This matlab function removes from a binary image all connected components (objects) that have fewer than P pixels, producing another binary image, BW2. The result of opening binary area is viewed in Fig. 19.

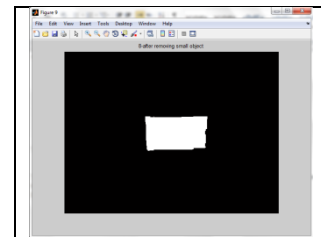


Fig. 19: Binary area open

G. Cutting the LP from the gray-scale image

The final step in this algorithm is cutting the ROI that is containing the LP from the gray image. This is done by taking the size and dimensions of the remaining area in the previous figure and cutting the LP from the gray image depending on these dimensions. The result of this stage is viewed in Fig. 20.



Fig. 20: The LP image

V. EXPERIMENTAL RESULTS

The methods that described in sections III and IV are applied to localize the different three styles of Iraqi cars number plates. The methods are implemented in MATLAB R2014a. Total of 60 vehicle's images are tested. Images are taken in different illuminations conditions. The proposed methods work good for low contrast, noisy and bad resolution car images. The average run time for the first method (Morphological Operations Method) is 3s, while the average run time is 2s for the edge detection method using computer. The proposed methods for LP extraction are illustrate in Table 1 and the results of proposed approaches for number plate extraction are shown in Table 2.

Here the explanation of TABLE I for both advantages and disadvantages. We took two examples to show the LP found by morphological operations and not found by sobel edge detection and vice versa.

- Example 1: sample car that found by morphological operations and not found by sobel edge detection.

TABLE (1): METHODS OF NUMBER PLATE EXTRACTION

Methods	Description	Advantages	Disadvantages
Morphological operations	used to fill the gaps between characters in image to make rectangle regio	Very good to extract the LP from a low resolution image.	More complex a bit from the sobel edge detection • The time is little longer from the sobel edge detection
Sobel edge detection	Applies 2D spatial gradient convolution operation on an image to extract the edges of the LP	Has a good performance compared with other edge detection approaches • It is fast and simple (the no. of instructions is less than the morphological operations method)	Sensitive to noise

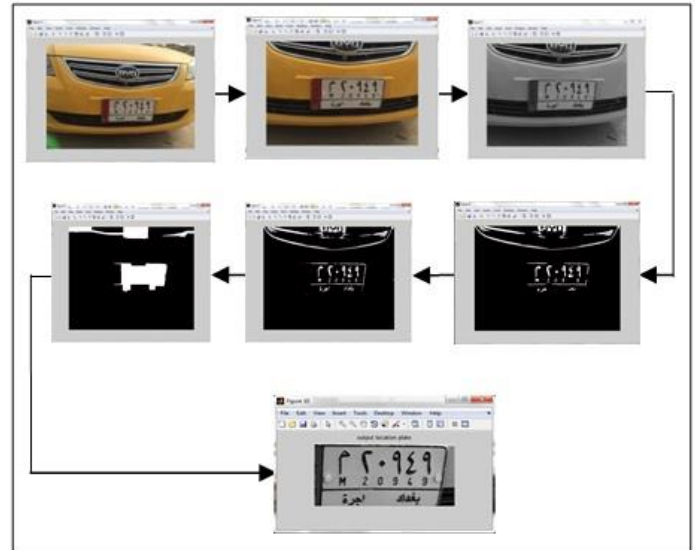


Fig. 21: Sample car that found by morphological operations method

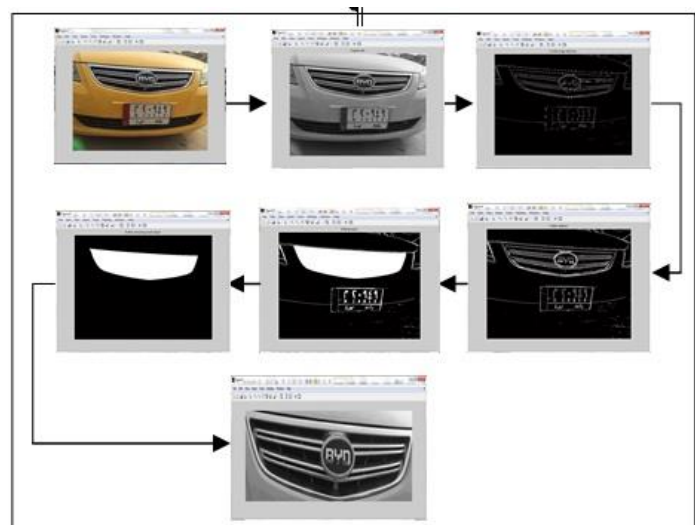


Fig. 22: Sample car that not found by sobel edge detection method

Fig.21 were shows the LP that is correctly extracted by morphological operations method. The problem is in the sobel

TABLE (2): RESULTS OF NUMBER PLATE EXTRACTION

Methods	Total images	No. of extracted images	No. of not extracted images	Extraction percentage
Morphological operations	60	59	1	98.33 %
Sobel edge detection	60	49	11	81.66%

edge detection method here in this example as shown in Fig. 22. In the morphological operations stage, the filling operation fills the wrong area, and the LP area not filled yields the wrong area extracted instead of the LP area.

- Example 2: sample car that found by sobel edge detection and not found by morphological operations.




Fig. 23: Sample car that found by sobel edge detection method




Fig. 24: Sample car that not found by morphological operations method

Fig. 23 viewed the correctly extraction of the LP by using sobel edge detection method, but the problem is in the Fig. 24. Morphological operations method couldn't find the area of the LP, because there is much noise in the filling operation image even after removing it in the previous stages

VI. CONCLUSIONS AND FUTURE WORK

A vehicle number plate extraction system is proposed in this paper. The extraction is done by using two methods (Morphological operations and Edge detection). The proposed methods are mainly designed for real-time Iraqi vehicles number plates. Comparison is done between the two methods in results. These extraction processes work well for low resolution, noisy and low contrast images. The techniques are tested with 60 images samples. The extraction rate for morphological operations method is 98.33 % and 81.66 % for sobel edge detection method. We conclude from this paper that the morphological operations method is preferred for LP localization due to high extraction percentage compared to sobel edge detection method. For future work, recognition system for the extracted LPs will be designed by using Neural Network

REFERENCES

- [1] B. Singh, R. Singh and U. Rani, "Extraction of vehicle number plates using edge detection and morphological operations," *International Journal of Advances In computing and Information Technology*, no. 2277– 9140, pp. 354-359, july 2012R. Want and S. Dustdar, "Activating the internet of things [guest editors' introduction]," *Computer*, vol. 48, no. 9, pp. 16–20, 2015.
- [2] S. Basu, M. Nasipuri, D. K. Basu and S. Saha, "License Plate Localization from Vehicle Images: An Edge Based Multi-stage Approach," *International Journal of Recent Trends in Engineering*, vol. 1, no. 1, pp. 284-288, may 2009.
- [3] P. Tarabek, "A Real-Time License Plate Localization Method Based on Vertical Edge Analysis," *Proceedings of the Federated Conference on Computer Science and Information Systems*, pp. 149–154, 2012.
- [4] N. Boonsim and S. Prakoonwit, "License Plate Localization based on Statistical Measures of License Plate Features," *Int. J. on Recent Trends in Engineering and Technology*, vol. 10, no. 1, pp. 38-45, january 2014.
- [5] V. Karthikeyan and V. J. Vijayalakshmi, "Localization of License Plate Using Morphological Operations," *arXiv preprint arXiv:1402.5623*, February 2014.
- [6] R. E. Woods, S. L. Eddins and R. I. C. Gonzalez, *Digital Image Processing Using MATLAB*, Second Edition ed. the United States of America: Gatesmark Publishing A Division of Gatesmark, LLC, 2009.
- [7] W. Al Faqheri and S. Mashohor, "A Real-Time Malaysian Automatic License Plate Recognition (MALPR) using Hybrid Fuzzy," *IJCSNS International Journal of Computer Science and Network Security*, vol. 9, no. 2, pp. 333-340, February 2009.
- [8] H. G. Bhavsar and R. Chahar J. Kumawat, "Automatic License Plate Recognition System Based on Image Processing Using LabVIEW," *International Journal of Advanced Research in Computer Science and Software Engineering*, vol. 4, no. 4, pp. 999-1002, April 2014.
- [9] P. J. BURT, "The Laplacian Pyramid as a Compact Image Code," *IEEE TRANSACTIONS ON*

COMMUNICATIONS, vol. COM-31, no. 4, pp. 532-540, APRIL 1983.

- [10] A. O. Tayo and A. D. Gideon, "Vehicle License Plate Recognition Using Edge Detection and Neural Network," *International Journal of Science and Research (IJSR)*, vol. 4, no. 4, pp. 3158-3161, April 2015.
- [11] P. S. Krishna, "Automatic Number Plate Recognition by Using Matlab," *International Journal of Innovative Research in Electronics and Communications (IJIREC)*, vol. 2, no. 4, pp. 1-7, June 2015.