

Evaluation of Wavelet Transform Audio Hiding

By

Ziyad Tariq Mustafa Al-Ta'i¹
 Prof. Dr. Alaa Al-Hamami²,
 Prof. Dr. Jasim Al-Samara'i³,

1. Al-Rafidain College
2. University of Technology
3. University of Technology-Computer Science Department

Abstract

Audio hiding is a method for embedding information into an audio signal. It seeks to do so in a robust fashion, while not perceptibly degrading the host signal (cover audio). Hiding data in audio signals presents a variety of challenges; due in part to the wider dynamic and differential range of the Human Auditory System (HAS) as compared to other senses. Transforms are usually used for robust audio hiding (audio watermarking). But, the audio hiding process is affected by the type of transform used. Therefore, this paper presents an evaluation of wavelet transform hiding in comparison with selected types of transforms: (Walsh transform and cosine transform) hiding.

In order to generate the audio stegocover, this research concludes (Wavelet, Walsh, or Cosine) transform of the audio cover, replacing some transformed cover coefficients with secret audio message coefficients, and inverse (Wavelet, Walsh, or Cosine) transform for audio cover with replaced coefficients. While, the extracting method concludes (Wavelet, Walsh, or Cosine) transform of the stegocovers and extracting the secrecy extracted audio message. The generated

stegocovers and the extracted audio messages are used to create the proposed evaluation.

الخلاصة

إخفاء الصوت هو طريقة لوضع المعلومات في إشارة الصوت (الغطاء الصوتي) بشكل قوي مع المحافظة على عدم تشويه هذه الإشارة. يمثل إخفاء البيانات في إشارات الصوت مجموعة تحديات وذلك بسبب المدى الديناميكي الواسع لمنظومة السمع الإنساني بالمقارنة مع الحواس الأخرى. تستخدم التحويلات عادة لإخفاء الصوت بشكل قوي (العلامة المائية الصوتية) ولكن عملية إخفاء الصوت تتأثر بنوع التحويل المستخدم، ولهذا تقدم هذه المقالة تقييم لإخفاء الصوت باستخدام تحويل (ويف لت) بالمقارنة مع إخفاء الصوت باستخدام تحويلات مختارة (والش وكوساين).

لفرض الحصول على (الستيكيوكوفر) الصوتي، يتضمن هذا البحث تحويل (ويف لت) (والش وكوساين) للغطاء الصوتي وكذلك استبدال بعض عوامل الغطاء الصوتي بعوامل الرسالة الصوتية السرية، ومن ثم تحويل (ويف لت) أو (الش أو كوساين) العكسي للغطاء الصوتي المستبدل بعض عوامله. بينما تتضمن عملية الاستخلاص تحويل (ويف لت) أو (الش أو كوساين) (الستيكيوكوفر) الصوتي ومن ثم استخلاص الرسالة الصوتية السرية. تم استخدام (الستيكيوكوفرات) المتولدة والرسائل الصوتية السرية المستخلصة في التقييم المقترح.

Keywords: Information hiding, Audio hiding, Wavelet transform, Walsh transform, Cosine transform.

1. Introduction

Tomas [1] called information hiding as Invisible Communication. Laurence et al. [2] revealed that audio data hiding techniques are divided into two categories:

Audio Steganography

Audio steganography refers to the techniques that utilize the existence of redundant information in a communication process. Digital sound naturally contains such redundancies in the form of a noise component. The most important requirement in audio steganography is that the presence of the hidden message be undetectable. For audio data the stego data must look like a "typical audio" [3]. The general methods of audio steganography are: (low bit encoding, phase encoding, echo hiding, and spread spectrum) [4].

Audio Copyright Protection

Todd et al. [5] reported that audio copyright protection may be either content-based, or it can be accomplished through watermarking. Watermarking is an application which embeds the least amount of data, but requires the greatest robustness because the watermark is required for copyright protection. Watermark robustness is enabled using: (I) redundant spread-spectrum, (II) psycho-acoustic frequency masking and (III) transform techniques. Digital watermarking is a technology which potentially can be used to enforce the copyrights and integrity of digital multimedia data [6]. However, audio

watermarking is useful as a general audio steganography tool.

Selected Transform Techniques

Wavelet Transform

The wavelet transform converts a data input sequence of a given length to a sequence of real numbers of equal length in which the vertical size of the wavelets changes at each of the set horizontal positions (and scales) so that the additions of all the wavelets reproduces the original [7].

The special significance that the wavelets transform comes from its ability to divide the time-bandwidth product differently at various frequencies of times. The continuous wavelet transform is given by [8]:

$$F(a, b) = \int f(t) \psi((t-b)/a) dt \dots\dots\dots (1)$$

In this equation, $\psi(t)$ is the mother wavelet, b represents a time shift, and a is a scaling factor used with t , time. The mother wavelet is translated or shifted in time producing the wavelets. The wavelet transform is founded on basis functions formed by dilation (spreading a function over a larger domain) and translation of the prototype function $\psi(t)$. This prototype function is similar to the function STFT, except that the basis functions are high-frequency, short-time pulses, as well as low-frequency long-time pulses, whose contraction in one domain is accompanied by an expansion in the other, with a constant RMS bandwidth to center frequency; that is, it is logarithmic. In contrast,

the STFT RMS bandwidth is constant on a linear scale.

The wavelet transform of analog signal f localizes the signal in a time window:

$$[b + at - a\Delta_v, b + at + a\Delta_v]$$

The center of this window is at $b+at$ with the width $2 a\Delta_v$, the wavelet is:

$$\psi_{ab}(t) = (1/|a|^{0.5}) \psi((t-b)/a) \dots\dots\dots(2)$$

The continuous inverse wavelet transform is given by [5]:

$$f(t) = \iint F^*(a, b) \psi((t-b)/a) db da \dots\dots\dots(3)$$

There are several wavelet forms such as: Haar wavelets, Sinc wavelets, Spline and Battle-Lemrie' wavelets, and others [8].

Walsh Transform

Deauchamp [9] reported that Walsh functions form an ordered set of rectangular waveforms taking only two amplitude values, +1 and -1, defined over a limited time interval.

The one-dimensional discrete Walsh transform of a function $f(x)$, denoted by $F(u)$, is given by:

$$F(u) = (1/N) \times \sum_{x=0}^{N-1} f(x) \cdot \prod_{l=0}^{N-1} (-1)^{2^{l+1}ux - 1 - 2^l u x} \dots\dots\dots(4)$$

The inverse Walsh transform is given by:

$$f(x) = \sum_{u=0}^{N-1} F(u) \times \prod_{l=0}^{N-1} (-1)^{2^{l+1}ux - 1 - 2^l u x} \dots\dots\dots(5)$$

Cosine Transform

Kramer and Mathews [10] mentioned that the Fourier series representation of a continuous real symmetric function contains only real coefficients corresponding to the cosine terms of the series. This condition can be realized with an image or audio field and a compact discrete cosine transform is obtained. The one dimensional discrete cosine transform pair is given by the expressions:

$$F(0) = (1/N) \times \sum_{x=0}^{N-1} f(x) \dots\dots\dots(6)$$

$$F(u) = (1/2N^2) \sum_{x=0}^{N-1} f(x) \cos(2x + 1)u\pi \dots\dots\dots(7)$$

and

$$f(x) = (1/N) \times F(0) + (1/2N^2) \times \sum_{u=1}^{N-1} F(u) \times \cos(2x + 1)u\pi \dots\dots\dots(8)$$

2. The Proposed Algorithm

The proposed algorithm can be shown in figure (1).

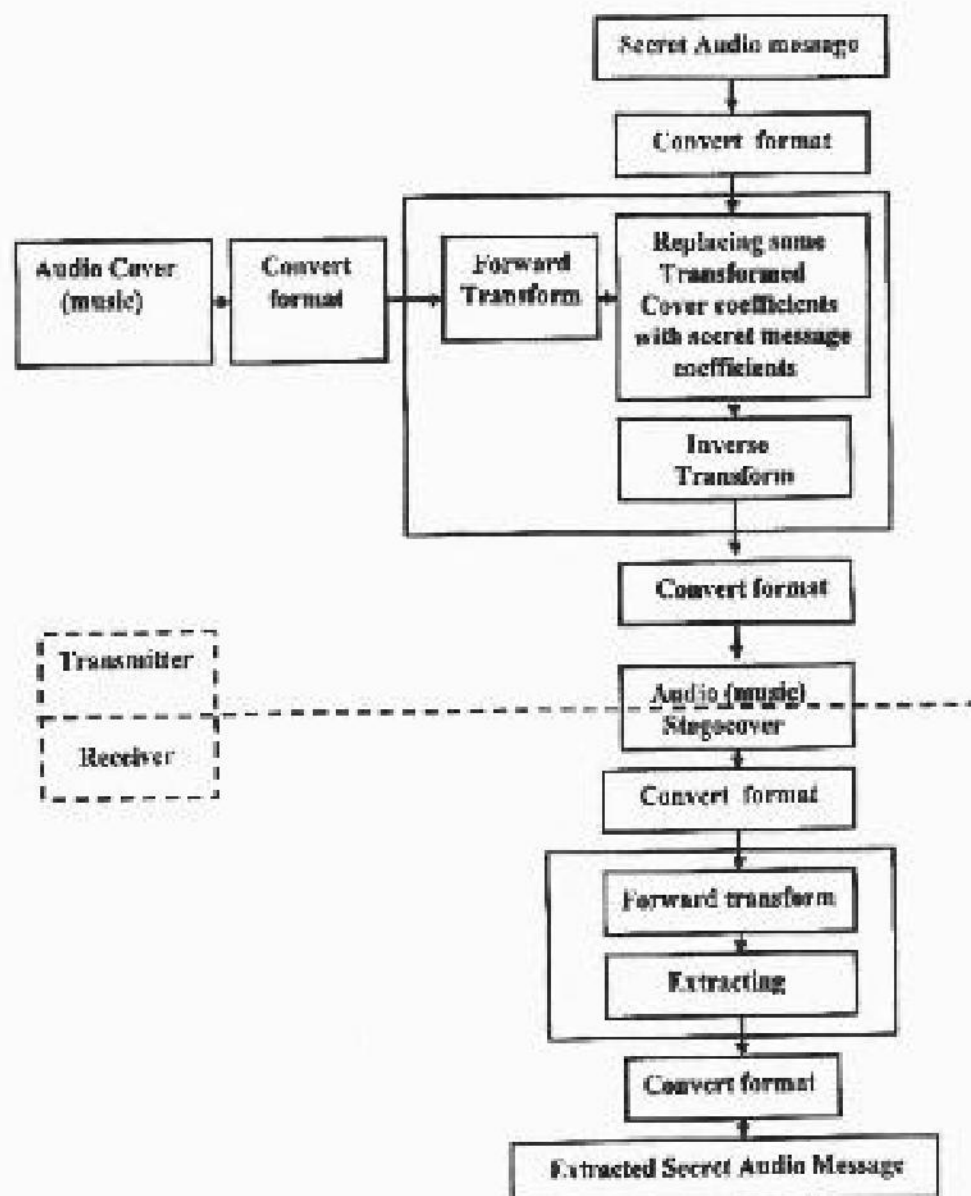


Figure (1) Block Diagram of Proposed Algorithm

The main steps of the proposed algorithm in transmitter side are:

Forward Transform

This technique is based on forward (Normalized wavelet, Walsh, or Cosine) transform, which is applied to the stream of numbers audio cover. The theoretical background of the selected types of transforms is described in the introduction. The implementation algorithms of these transforms depend on equations (1, 4, 6, and 7).

Replacing Some Transformed Cover Coefficients with Secret Message Coefficients

After employing forward (Wavelet, Walsh, or Cosine) transform on cover file, the high energy elements are clustered at certain positions with each transformed window (block). Therefore, some coefficients with low energy can be discarded from each block without distorting the reconstructed stegocover. The principle idea of this technique is done by discarding low energy coefficients using Zonal

Sampling method [11], which depends on discarding the elements that have small variances and keeping the elements that have large variances. The number of discarded coefficients depends on the type of transform used and the discarding method. The number of discarded coefficients affects directly the mean square error factor for the reconstructed stegocover. The discarded coefficients in each transformed block are replaced with scaled secret message coefficients sequentially. The discarding and replacement processes are continued until secret message file is finished. Otherwise, the transformed blocks are kept as they are. One good feature of wavelet transform, it clusters high energy coefficients in first positions of the transformed block and the low energy coefficients at the end positions. This feature makes this technique easier to implement.

Inverse Transform

This technique is based on inverse (Normalized wavelet, Walsh, and Cosine) transform, which is applied to the (Wavelet, Walsh, or Cosine) transformed audio cover with scaled message coefficients. The implementation algorithms depend on equations: (3, 5, or 8).

After these three techniques, the audio stegocover is prepared after converting the format.

At receiver side, the main processes are (Wavelet, Walsh, or Cosine) transform of the audio stegocover and extracting process. Wavelet, Walsh, or Cosine transform is done exactly as described before. The extracting process is done according to

specific positions in transform domain. Now the secret audio message is extracted, and can be listen to after converting the format.

3. Results

The results are intended by applying the proposed algorithm with Windows 98 Audio-Video (WAV) format. The secret message and the cover are recorded using simple (available) microphone of (Pentium II) PC, with the following attributes: 8-bit, sampling rate (11.025KHZ), stereo. The transmission environment is considered as a digital end to end.

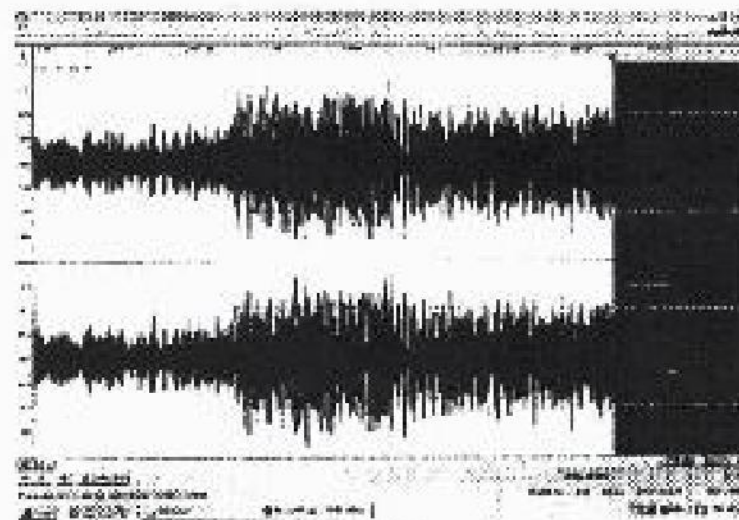
The evaluation of wavelet transform in comparison with Walsh and Cosine transforms is shown in table (1). The length and size of secret speech message are (7 sec, 141 KB). The length and size of audio cover are (71 sec, 1.58 MB).

Table (1) Comparison Results for Proposed Algorithm with Different Types of Transforms

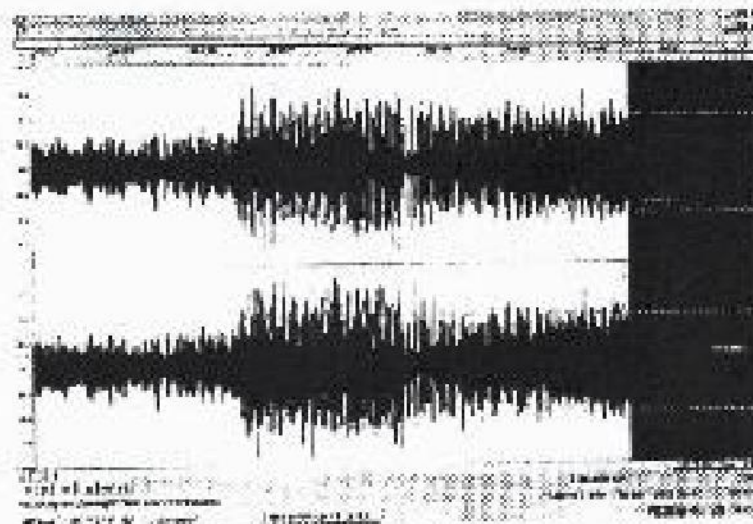
Transform Type	Cryptographic Stealing		Time Rec. (min)	Cryptographic Extracting		Time Req. (min)
	Stegocover			Extracted Message		
	Sec. %	SNR _{av} (dB)	Sec. %	SNR _{av} (dB)		
Wavelet	0.0045	45.1633	2.5	1.902	18.1013	1.2
Walsh	0.0075	40.7761	3.8	0.8824	19.0736	1.4
Cosine	0.0118	36.794	3.8	2.961	10.151	1.4

The results of table (1) are calculated with different scaling factors: (S = (50 → 100) for wavelet transform, and S = (100 → 200) for Walsh or Cosine transform).

The results of proposed algorithm using Wavelet transform are shown in Figure (1) and Figure (2). The results of proposed algorithm using Walsh transform are shown in Figure (3) and Figure (4). The results of proposed algorithm using Cosine transform are shown in Figure (5) and Figure (6).




(a)




(b)


Figure (1) Wavelet Transform Proposed Algorithm Comparison among Left-Right Waveforms of (a) original Music Cover (b) Stegocover



(a)

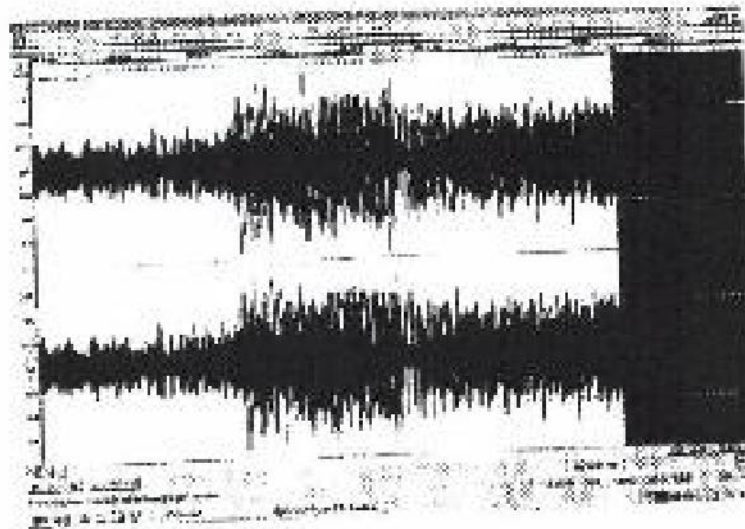


(b)

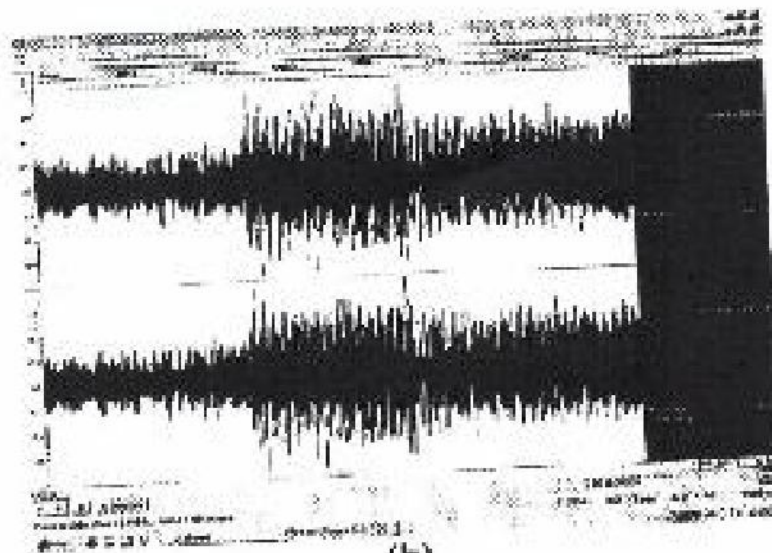


(c)

Figure (2) Wavelet Transform Proposed Algorithm Comparison among Left-Right Waveforms of
 (a) Original Secret Speech Message (b) Hided Message in stego-cover
 (c) Extracted Secret Speech Message



(a)



(b)

Figure (3) Walsh Transform Proposed Algorithm Comparison Among Left-Right Waveforms of (a) Original Music Cover (b) stegocover

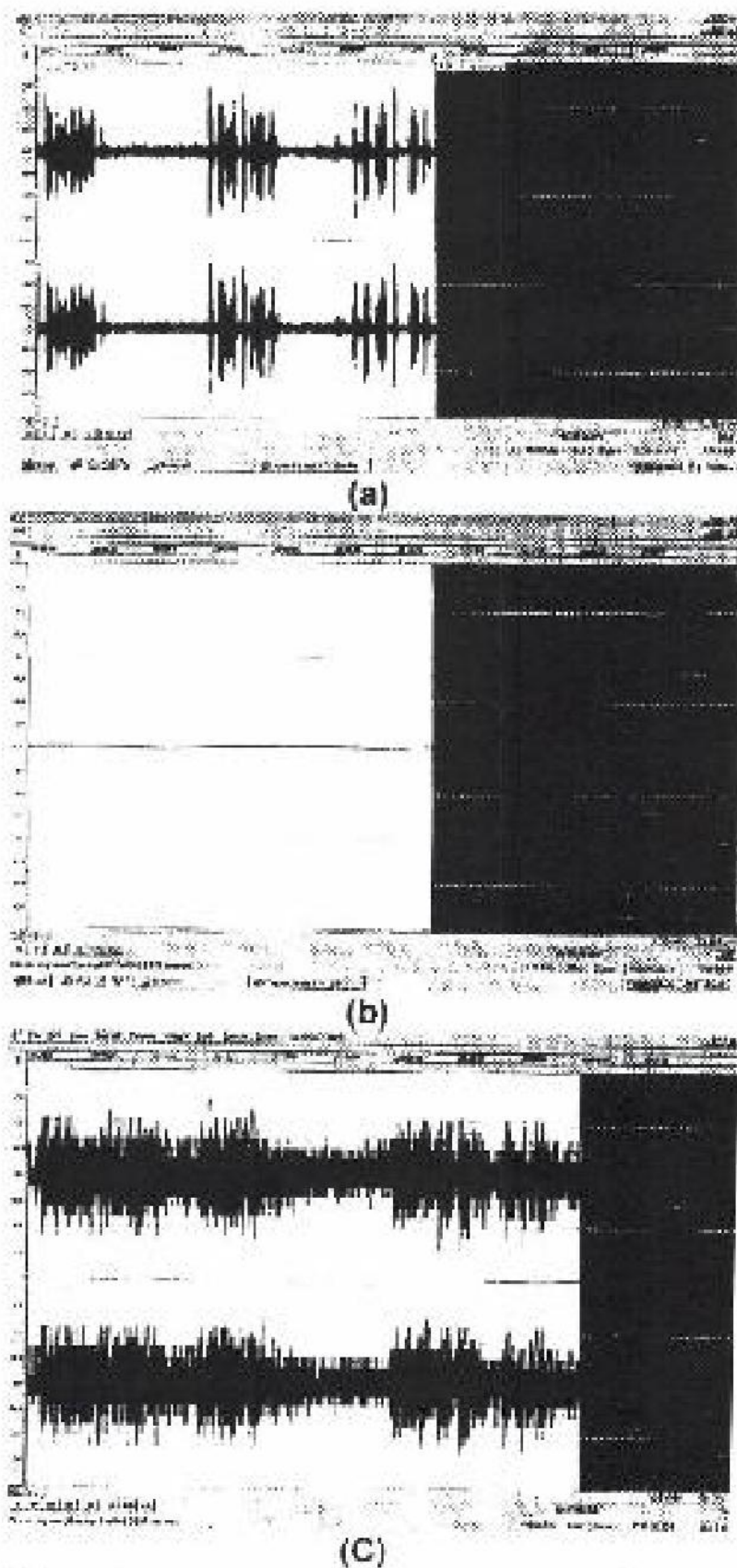
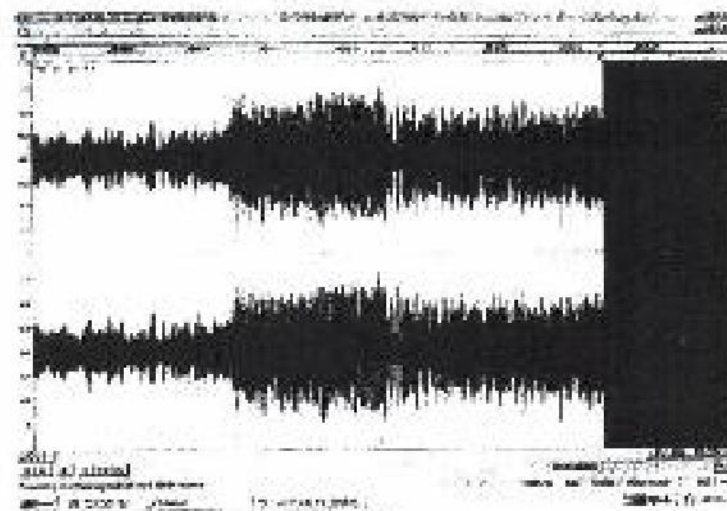
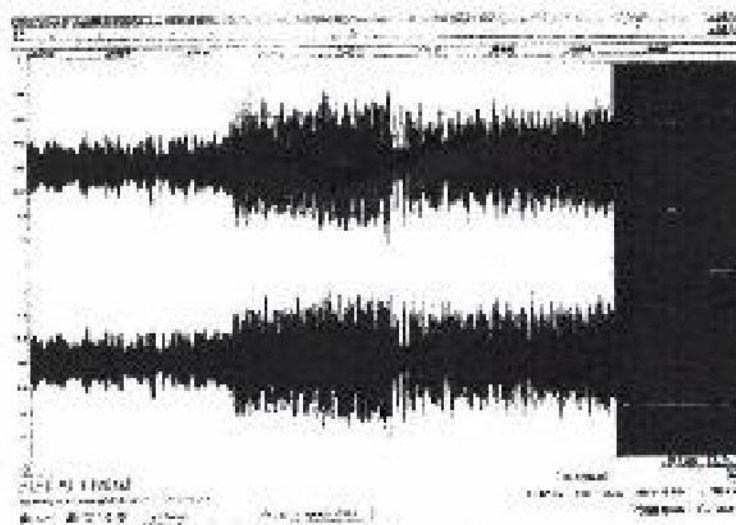


Figure (4) Walsh transform Proposed Algorithm Comparison Among Left-Right Waveforms of (a) Original Secret Speech Message (b) Hidden Message in Stegocover (c) Extracted Secret Speech Message



(a)



(b)

Figure (5) Cosine Transform Proposed Algorithm Comparison Among Left-Right Waveforms of
(a) Original Music Cover
(b) Stegocover

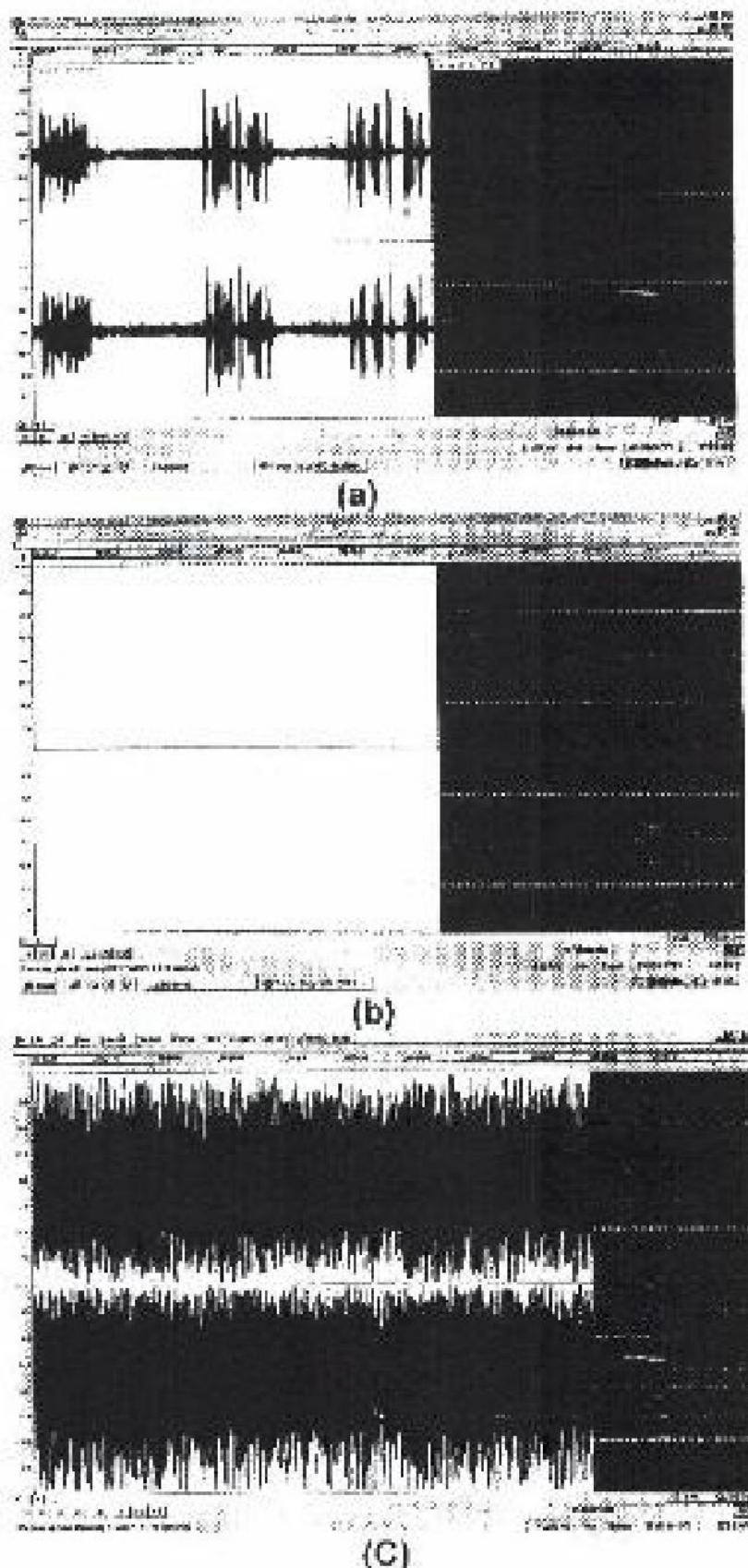


Figure (6) Cosine Transform Proposed Algorithm Comparison among Left-Right Waveforms of
(a) Original Secret Speech Message (b) Hided Message in stegocover
(c) Extracted Secret Speech Message

4. Evaluation and Conclusions

Calculated results showed that the proposed algorithm is a good method for hiding audio in audio. The evaluation of the proposed algorithm using (Wavelet, Walsh, and Cosine) transform can be deduced from Table (1):

1. Wavelet transform is better than the other transforms for the proposed algorithm if the comparison factor is the time required.
2. Wavelet transform is better than the other transforms for the proposed algorithm if the comparison factor is the quality of the stegocover.
3. Walsh transform is better than the other transforms for the proposed algorithm if the comparison factor is the quality of the extracted message.

Some conclusions can be inferred from the proposed algorithm:

- A. From the above evaluation we can deduce that wavelet transform is a suitable transform type for hiding audio in audio in the proposed algorithm.
- B. The quality of the stegocover is very good (which is the goal). However, the quality of the extracted message is not good enough but it is understandable.
- C. The propose algorithm is wideband method. I. e., the length of secret message can be equal to (0.25) the length of cover. This

ration is depended on number of the replaced coefficients.

- D. The secret message may be speech, music, or any recorded audio.
- E. Scaling factor is an important factor in hiding and extracting processes. This factor is considered as a control factor, therefore it must be selected with a suitable choice. This factor is affected by the type of transform used, therefore it is (50 → 100) for Wavelet transform and (100 → 200) for Walsh and Cosine transforms.
- F. The number of replaced coefficients affects directly the quality of the stegocover and the extracted message. Therefore, this number must be selected with suitable choice (the balance between the bandwidth and quality is required). This number is affected directly by the type of transform used.

References

1. Tuomas Aura, "Invisible Communication", Seminar on network Security in Proceedings of the HUT (ESPOO'95), also available from Telecommunications Software and Multimedia Laboratory, Helsinki University of Technology, Finland, November 1995.
2. Laurance Boney, Ahmed H. Tewfik, and Khalid N. Hamdy, 'Digital Watermarks for Audio Signal', Paper from department of Electrical Engineering, University

- of Minnesota, Minneapolis, M.N.55455, e-mail: {boney,tewfik,khandy}@ec.umn.edu, 1996.
3. Joachim J. Egger, Bauml R., and bernd Girod, "A Communication Approach to Image Steganography", Proceedings of SPIE, Vol. 4675, Security and Watermarking of Multimedii Contents IV, San Lose, Ca., January 2002.
 4. Duncan Sellars, "An Introduction to Steganography", Internet Survey, <http://www.sellars/steganography/>, 1998.
 5. Todd Hodes, Steve Czervinsk, and Richard Fromm., "Digital Music Distribution and Audio Watermarking", Internet Survey, Computer Science Division, University of California, <http://www.cs.berkeley.edu>, 2000.
 6. Joachim J. Egger, Bauml R., and Bernd Girod, "Digital Watermarking Facing Attacks by Amplitude scaling and Additive white Noise", 4th Intl. ITG Conference on Source and Channel Coding, Berlin, January 28-30, 2002.
 7. Stefan Katzenbeisser and Fabien A. P. Petitcolas, "Information Hiding techniques for Steganography and Digital Watermarkign", Book from Artech House Inc., 2000.
 8. Tri Le Van, "Covert Cryptography" Internet Survey, <http://www.cs.lsu.edu/~Levan/rsearch.html>, 2000.
 9. Deauchamp K. G., "Transforms for Engineers", Book from Oxford University Press, 1978.
 10. Kramer H. P. and Mathews M. V., "A linear coding for transmitting a set of Correlated signals", IRE Transaction on Information Theory, Vol. IT-2, PP. 41-46 1956.
 11. Pratt William K., Kane J., and Andrews A., "Hadamard Transform Image Coding", Proceedings of IEEE, Vol. 57, No. 1, PP. 58-68, 1969.